

Scientific Sue's

Magical Potions & Explosions Spell Book I



Northern Ireland Science Festival 2021

EVANESCO!– A Vanishing Spell

Pronunciation: /EV-a-NES-koh

Description: Makes the target vanish.

Seen/mentioned: Used in **Order of the Phoenix** by Snape to make Harry's potions disappear from his cauldron.

Ingredients:



3 opaque cups

Death Eater Crystals¹

Bottle of Unicorn's Urine²

Small spoon

Magic wand



Swell Gel crystals from a Garden Centre - 1

Water Coloured Yellow- 2

- An example of a Story line: Place a heaped spoonful of Death Eater Crystals into the middle cup – do this in secret before you have gathered your audience. Gather your audience in front of your table & introduce them to your bottle of Unicorn's Urine. (YUK!) Half -fill the cup on the right with the Unicorn's Urine and then move the cup around several times finishing with it in the middle of the other two cups.
- Ask your audience which cup the Unicorn's Urine is in...**they will say the middle cup**. Pour this liquid into the cup which has the hidden Death Eater Crystals in, exclaiming at the same time how wonderful your audience was at being able to follow the cup.
- Move the cups around for about 30 seconds (or until all of the Urine has been absorbed by the crystals). Pick up your wand and forge your spell by shouting out the word **EVANESCO!**
- Ask your audience again which cup has the Urine in...Lift that cup up and pour it over your head. Then pour the other two cups upside down. Magic! – the Unicorn's Urine has vanished!
- Stack the cups with an empty cup on top, bow and say 'Thank You' to your stunned audience.
- When on your own scoop out the gel and place it in the bin **NOT down the sink as it could block the drain**.

ENGORGIO ! - An Engorgement Charm

Pronunciation: /eng-**GOR**-jee-oh

Description: Causes objects to swell in size.

Seen/mentioned: Used in **Harry Potter and the Goblet of Fire**, also, a "Growth Charm" with the same effect is briefly mentioned in **Chamber of Secrets**.: Hagrid is suspected of having performed the charm on his pumpkins.

Ingredients

Bottle of Elixir of Life!

Pipette

Small spoon



Tube of 'Instant Snow'

Small measuring cup

Plate

Resealable bag

Magic wand



Water - 1

- Place a spoonful of 'Instant Snow' crystals into palm of a friend's hand.
- Fill your pipette with the Elixir of Life!
- Grab your wand and forge your growing spell by shouting **ENGORGIO!**
- Then squirt some water onto the white crystals – they will magically erupt and fill the hand with 'snow'.
- Now add more water and repeat the spell... the crystals will absorb more water and hence grow some more!
- Place the 'snow' on a plate.
- Add more crystals and Elixir of Life! Can you make a small snowman?
- What could you use for a scarf, eyes, noses, mouth and arms?
- **Wash your hands before and after using Instant Snow.**

AMORTENTIA! – A Love Potion



Pronunciation: /[AH -mor-TEN-see-ah](#)

From the Latin amor (love) tentamen (attempt or effort), Amortentia is a powerful love potion. The potion doesn't actually create love, but causes the target to be strongly attracted to a particular witch or wizard. Both muggles and wizards can fall under the spell of **AMORTENTIA**

Ingredients

- 2 small clear measuring cups
- Bottle of Dragons Drool ¹
- 2 Pipettes
- Spoonful of Dried Skin of Basilisk ²
- Spoonful of Horn of Bicorn ³
- Elixir of Life ⁴
- Squirt of liquefied Ogre's Bogey ⁵
- Wet wipes/Kitchen towel
- Drip tray or Bucket
- [Magic wand](#)



- Purple juice from red cabbages - 1
- Citric acid - 2
- Bicarbonate of soda - 3
- Water - 4
- Washing up liquid - 5

- Place a spoonful each of Dried Skin of Basilisk into one clear cup and Horn of Bicorn into another.
- Half fill each cup with the Elixir of Life and stir.
- Choose 2 volunteers, one boy and one girl.
- Hand the Horn of Bicorn solution to the boy and the Dried Skin of Basilisk to the girl.
- Fill your pipette with Dragon's Drool and lift up your wand.
- Explain to your audience that the Dragon's Drool is a powerful ingredient for the **AMORTENTIA (love) SPELL**.

- If there is any possibility that your volunteers might be in love then the Dragon's Drool will cause amazing colour changes. **RED** for Girls and **BLUE/GREEN** for boys. What do your volunteers feel about this situation?
- Squirt a pipette full of Dragon's Drool into the boy's cup... oops we have a **BLUE/GREEN** colour change... the boy may still be safe however... we need red from the girl's cup for the spell to be initiated ... squirt another pipette full of Dragon's Drool into the girl's cup. Oh wow! It is **RED!**
- If there is a possibility of true love then when the potions are mixed together there will be a celebratory explosion and the colour purple will be evident. Explain to your volunteers that they are safe however as you have never known this spell to work and you are sure that they are not in love are they??
- Place the bucket on the floor underneath your volunteer's cups. Ask the boy to pour his solution into the girl's glass.
- At the same time use your wand and forge the spell by shouting **AMORTENTIA!** (you may ask your audience to shout with you)
- Oh no! Loads of fizzing... Can this mean they are in love?
- **How can the spell be undone?**
- Thankfully Liquefied Ogre's Bogeys can undo this spell. Phew!
- Repeat the above steps, but this time, add a small squirt of Liquefied Ogre's Bogeys to the girl's cup and have her pour her Horn of Bicorn soln. into the boy's Dried Basilisk soln. Whilst the pouring is taking place you have to forge the undoing spell by shouting **ANTI-AMORTENTIA!**
- There should be even more bubbles this time and lots of laughter and two very relieved volunteers.

Thank your volunteers and take a bow.

GLACIUS! - A Freezing Charm

Pronunciation: /GLAY-see-us

Description: Can extinguish fires, create ice and cool off Salamanders.

Seen/mentioned: Professor Remus Lupin taught this spell to his third-year class by hiding a spell book somewhere behind a secret passageway in the classroom and having students find and read it. Later on, that year Professor Filius Flitwick included it in the third-year exams for charms class.

In this spell book we will use it to make Ice Cream!

Ingredients

Large tub with secure, leak proof, lid.
Small re-sealable bag
¼ cup of milk
¼ cup of whipping cream
3 tablespoons of sugar**
¼ teaspoon of vanilla flavouring**
¾ cup of freezing crystals †
Ice cubes; enough to ½ fill the large tub
Spoon
Thermal gloves
[Magic Wand](#)



** these items can be replaced with Nesquik
Sea salt or table salt - †

- With the help of your apprentice put the following ingredients into the small re-sealable bag: milk, cream, sugar and flavouring. Securely seal the bag whilst at the same time ensuring that as much air as possible has been removed from the bag. Shake the bag to mix the ingredients.
- Half fill the large tub with crushed ice cubes; put the sea salt and the milk filled bag on top of the ice. Put the lid on securely. Ask your apprentice to put on the thermal gloves; they are to shake the tub GENTLY from side to side for 3 minutes. This can be done to the rhythm of magical salsa music if you wish!

- Whilst your apprentice is removing the lid grab your wand and shout **GLACIUS!**
- **The liquid contents will have frozen!**
- Remove the small bag and quickly rinse in cold water to remove any salt that maybe on the outside – we don't want our delicious contents to be contaminated!
- Your apprentice (or apprentices as I am sure once the first batch has been made everyone else will want to make their own!) can eat the ice cream straight from the bag with a spoon or the contents could be squeezed into a cone and decorated with a chocolate flake. Yum! Bon Appetite!

Safety: The large tub is not to be held by unprotected hands as the contents are cold enough to cause tissue damage!

A note from Scientific Sue

As a thank you for taking part in these Magical experiences we are offering all Festival goers 20% off of all stock (yes we now have an online store!!) with MAGIC in the title for the whole month of February.

All shows and workshops are currently virtual.

Want your session to be live? Not a problem

All virtually led workshops come with 2 videos. One show video and one training video.

Volunteers are still needed! Along with the class activity box will be a show box. Current workshops are:

- Mysterious Microbes and
- Bouncing Bubbles

www.science2life.com

07970884728

scientificsue@science2life.com



All things Magical: claim **20%** CODE: MAGICAL SCIENCE